

Test Data

PCSF-200P-X2S

(AC85~264V)

DC POWER SUPPLY

Approved by : *H. Inai*

Prepared by : *Z. Yamada*

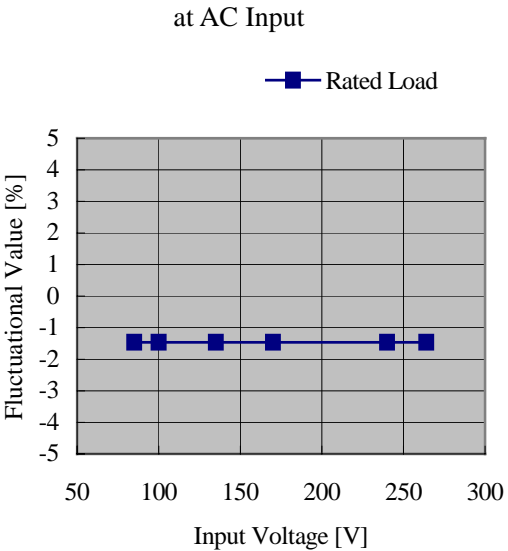
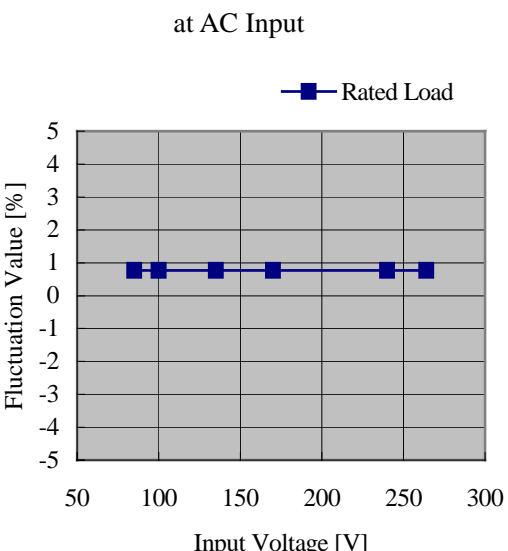
INPUT : AC 85V ~ 264V

OUTPUT : V1: 5V 10A
 V2: 3.3V 6A
 V3: 12V 6A (Peak 10A)
 V4: -12V 0.3A
 V5: 5Vs 1A (Peak 1.5A)

CONTENTS

1. Line Regulation	1 ~ 3
2. Input Current (by Load Power)	4
3. Input Power (by Load Power)	5
4. Efficiency	6
5. Power Factor	7
6. Instantaneous Interruption Compensation (by Load Power)	8
7. Load Regulation	9 ~ 11
8. Ripple-Noise	12
9. Over-Current Protection	13
10. Over-Voltage Protection	14
11. Inrush Current	15
12. Dynamic Load Response	16 ~ 18
13. 12V Cross Regulation	19
14. Ambient Temperature Drift	20 ~ 22
15. Harmonic Current	23 ~ 24
16. Leakage Current	25
17. Line Noise Tolerance	26
18. Conducted Emission	27 ~ 28

Model	PCSF-200P-X2S																
Item	Line Regulation																
<p>V1: 5V 10A</p> <p style="text-align: center;">at AC Input</p> <p style="text-align: center;">at AC Input</p> <table border="1"> <thead> <tr> <th>Input Voltage [V]</th> <th>Output Voltage [V]</th> <th>Fluctuation Value [%]</th> </tr> </thead> <tbody> <tr> <td>AC 85</td> <td>5.037</td> <td>0.74</td> </tr> <tr> <td>100</td> <td>5.037</td> <td>0.74</td> </tr> <tr> <td>240</td> <td>5.037</td> <td>0.74</td> </tr> <tr> <td>264</td> <td>5.037</td> <td>0.74</td> </tr> </tbody> </table>		Input Voltage [V]	Output Voltage [V]	Fluctuation Value [%]	AC 85	5.037	0.74	100	5.037	0.74	240	5.037	0.74	264	5.037	0.74	
Input Voltage [V]	Output Voltage [V]	Fluctuation Value [%]															
AC 85	5.037	0.74															
100	5.037	0.74															
240	5.037	0.74															
264	5.037	0.74															
<p>V2: 3.3V 6A</p> <p style="text-align: center;">at AC Input</p> <p style="text-align: center;">at AC Input</p> <table border="1"> <thead> <tr> <th>Input Voltage [V]</th> <th>Output Voltage [V]</th> <th>Fluctuation Value [%]</th> </tr> </thead> <tbody> <tr> <td>AC 85</td> <td>3.304</td> <td>0.12</td> </tr> <tr> <td>100</td> <td>3.304</td> <td>0.12</td> </tr> <tr> <td>240</td> <td>3.304</td> <td>0.12</td> </tr> <tr> <td>264</td> <td>3.304</td> <td>0.12</td> </tr> </tbody> </table>		Input Voltage [V]	Output Voltage [V]	Fluctuation Value [%]	AC 85	3.304	0.12	100	3.304	0.12	240	3.304	0.12	264	3.304	0.12	
Input Voltage [V]	Output Voltage [V]	Fluctuation Value [%]															
AC 85	3.304	0.12															
100	3.304	0.12															
240	3.304	0.12															
264	3.304	0.12															

Model	PCSF-200P-X2S															
Item	Line Regulation															
<p>V3: 12V 6A</p> <p style="text-align: center;">at AC Input</p>  <table border="1" style="margin-left: auto; margin-right: auto;"> <caption>at AC Input</caption> <thead> <tr> <th>Input Voltage [V]</th> <th>Output Voltage [V]</th> <th>Fluctuation Value [%]</th> </tr> </thead> <tbody> <tr> <td>AC 85</td> <td>11.825</td> <td>-1.46</td> </tr> <tr> <td>100</td> <td>11.825</td> <td>-1.46</td> </tr> <tr> <td>240</td> <td>11.825</td> <td>-1.46</td> </tr> <tr> <td>264</td> <td>11.825</td> <td>-1.46</td> </tr> </tbody> </table>		Input Voltage [V]	Output Voltage [V]	Fluctuation Value [%]	AC 85	11.825	-1.46	100	11.825	-1.46	240	11.825	-1.46	264	11.825	-1.46
Input Voltage [V]	Output Voltage [V]	Fluctuation Value [%]														
AC 85	11.825	-1.46														
100	11.825	-1.46														
240	11.825	-1.46														
264	11.825	-1.46														
<p>V4: -12V 0.3A</p> <p style="text-align: center;">at AC Input</p>  <table border="1" style="margin-left: auto; margin-right: auto;"> <caption>at AC Input</caption> <thead> <tr> <th>Input Voltage [V]</th> <th>Output Voltage [V]</th> <th>Fluctuation Value [%]</th> </tr> </thead> <tbody> <tr> <td>AC 85</td> <td>-12.092</td> <td>0.77</td> </tr> <tr> <td>100</td> <td>-12.092</td> <td>0.77</td> </tr> <tr> <td>240</td> <td>-12.092</td> <td>0.77</td> </tr> <tr> <td>264</td> <td>-12.092</td> <td>0.77</td> </tr> </tbody> </table>		Input Voltage [V]	Output Voltage [V]	Fluctuation Value [%]	AC 85	-12.092	0.77	100	-12.092	0.77	240	-12.092	0.77	264	-12.092	0.77
Input Voltage [V]	Output Voltage [V]	Fluctuation Value [%]														
AC 85	-12.092	0.77														
100	-12.092	0.77														
240	-12.092	0.77														
264	-12.092	0.77														

Model	PCSF-200P-X2S																															
Item	Line Regulation																															
<p>V5:5Vs 1A</p> <p>at AC Input</p> <p>Legend: ■ Rated Load</p> <table border="1"> <caption>Data for Line Graph</caption> <thead> <tr> <th>Input Voltage [V]</th> <th>Output Voltage [V]</th> <th>Fluctuation Value [%]</th> </tr> </thead> <tbody> <tr><td>85</td><td>4.910</td><td>-1.80</td></tr> <tr><td>100</td><td>4.910</td><td>-1.80</td></tr> <tr><td>240</td><td>4.910</td><td>-1.80</td></tr> <tr><td>264</td><td>4.910</td><td>-1.80</td></tr> </tbody> </table>		Input Voltage [V]	Output Voltage [V]	Fluctuation Value [%]	85	4.910	-1.80	100	4.910	-1.80	240	4.910	-1.80	264	4.910	-1.80	<p>at AC Input</p> <table border="1"> <thead> <tr> <th>Input Voltage [V]</th> <th>Output Voltage [V]</th> <th>Fluctuation Value [%]</th> </tr> </thead> <tbody> <tr> <td>AC 85</td> <td>4.910</td> <td>-1.80</td> </tr> <tr> <td>100</td> <td>4.910</td> <td>-1.80</td> </tr> <tr> <td>240</td> <td>4.910</td> <td>-1.80</td> </tr> <tr> <td>264</td> <td>4.910</td> <td>-1.80</td> </tr> </tbody> </table>	Input Voltage [V]	Output Voltage [V]	Fluctuation Value [%]	AC 85	4.910	-1.80	100	4.910	-1.80	240	4.910	-1.80	264	4.910	-1.80
Input Voltage [V]	Output Voltage [V]	Fluctuation Value [%]																														
85	4.910	-1.80																														
100	4.910	-1.80																														
240	4.910	-1.80																														
264	4.910	-1.80																														
Input Voltage [V]	Output Voltage [V]	Fluctuation Value [%]																														
AC 85	4.910	-1.80																														
100	4.910	-1.80																														
240	4.910	-1.80																														
264	4.910	-1.80																														

Model	PCSF-200P-X2S			
Item	Input Current (by Load Power)			
at AC Input				
<p>Legend: AC85V (Solid blue line with square markers) AC100V (Dashed magenta line with diamond markers) AC240V (Dashed red line with triangle markers) AC264V (Dashed green line with circle markers)</p>				
at AC Input				
Load Power [W]	Input Current [A rms]			
	Input Voltage AC85V	Input Voltage AC100V	Input Voltage AC240V	Input Voltage AC264V
8.49	0.42	0.35	0.19	0.20
37.6	0.81	0.68	0.31	0.30
75.2	1.30	1.09	0.47	0.45
112.8	1.82	1.53	0.64	0.60
150.4	2.37	1.98	0.82	0.76

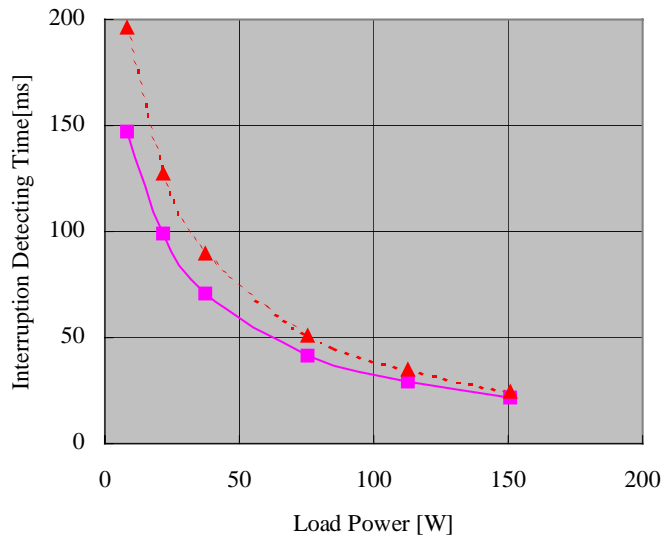
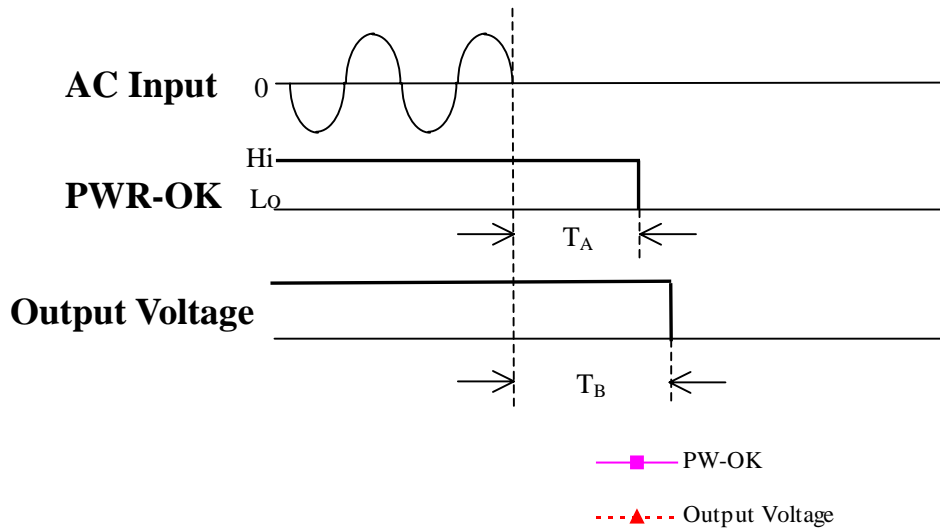
Model	PCSF-200P-X2S			
Item	Input Power (by Load Power)			
at AC Input				
<p>Legend: AC85V (Blue solid line with square markers) AC100V (Magenta dashed line with diamond markers) AC240V (Red dashed line with triangle markers) AC264V (Green dashed line with circle markers)</p>				
at AC Input				
Load Power [W]	Input Power [W]			
	Input Voltage AC85V	Input Voltage AC100V	Input Voltage AC240V	Input Voltage AC264V
8.49	35.37	34.76	33.78	33.48
37.6	67.80	66.98	64.24	63.95
75.2	109.68	108.47	104.10	103.54
112.8	153.27	151.61	145.24	144.68
150.4	200.57	197.13	188.12	187.45

Model	PCSF-200P-X2S																															
Item	Efficiency																															
<p>at AC Input</p> <p>---■--- 50%Load —◆— 100%Load</p>		<p>at AC Input</p> <table border="1"> <thead> <tr> <th rowspan="2">Input Voltage [V]</th> <th colspan="2">Efficiency [%]</th> </tr> <tr> <th>50% Load</th> <th>100% Load</th> </tr> </thead> <tbody> <tr> <td>85</td> <td>68.71</td> <td>74.63</td> </tr> <tr> <td>100</td> <td>69.47</td> <td>75.93</td> </tr> <tr> <td>240</td> <td>72.39</td> <td>79.57</td> </tr> <tr> <td>264</td> <td>72.78</td> <td>79.85</td> </tr> </tbody> </table>		Input Voltage [V]	Efficiency [%]		50% Load	100% Load	85	68.71	74.63	100	69.47	75.93	240	72.39	79.57	264	72.78	79.85												
Input Voltage [V]	Efficiency [%]																															
	50% Load	100% Load																														
85	68.71	74.63																														
100	69.47	75.93																														
240	72.39	79.57																														
264	72.78	79.85																														
<p>at AC Input</p> <p>—■— AC85V —◆— AC100V - -▲- - AC240V - -●- - AC264V</p>		<p>at AC Input</p> <table border="1"> <thead> <tr> <th rowspan="2">Load Power [W]</th> <th colspan="4">Efficiency [%]</th> </tr> <tr> <th>Input Voltage AC85V</th> <th>Input Voltage AC100V</th> <th>Input Voltage AC240V</th> <th>Input Voltage AC264V</th> </tr> </thead> <tbody> <tr> <td>37.6</td> <td>55.75</td> <td>56.43</td> <td>58.84</td> <td>59.11</td> </tr> <tr> <td>75.2</td> <td>68.71</td> <td>69.47</td> <td>72.39</td> <td>72.78</td> </tr> <tr> <td>112.8</td> <td>73.34</td> <td>74.29</td> <td>77.56</td> <td>77.87</td> </tr> <tr> <td>150.4</td> <td>74.63</td> <td>75.93</td> <td>79.57</td> <td>79.85</td> </tr> </tbody> </table>		Load Power [W]	Efficiency [%]				Input Voltage AC85V	Input Voltage AC100V	Input Voltage AC240V	Input Voltage AC264V	37.6	55.75	56.43	58.84	59.11	75.2	68.71	69.47	72.39	72.78	112.8	73.34	74.29	77.56	77.87	150.4	74.63	75.93	79.57	79.85
Load Power [W]	Efficiency [%]																															
	Input Voltage AC85V	Input Voltage AC100V	Input Voltage AC240V	Input Voltage AC264V																												
37.6	55.75	56.43	58.84	59.11																												
75.2	68.71	69.47	72.39	72.78																												
112.8	73.34	74.29	77.56	77.87																												
150.4	74.63	75.93	79.57	79.85																												

Model	PCSF-200P-X2S																															
Item	Power Factor																															
<p>at AC Input</p>		<p>at AC Input</p> <table border="1"> <thead> <tr> <th rowspan="2">Input Voltage [V]</th> <th colspan="2">Power Factor [%]</th> </tr> <tr> <th>50%Load</th> <th>100% Load</th> </tr> </thead> <tbody> <tr> <td>85</td> <td>99.20</td> <td>99.53</td> </tr> <tr> <td>100</td> <td>99.19</td> <td>99.39</td> </tr> <tr> <td>240</td> <td>91.47</td> <td>95.86</td> </tr> <tr> <td>264</td> <td>87.27</td> <td>93.71</td> </tr> </tbody> </table>		Input Voltage [V]	Power Factor [%]		50%Load	100% Load	85	99.20	99.53	100	99.19	99.39	240	91.47	95.86	264	87.27	93.71												
Input Voltage [V]	Power Factor [%]																															
	50%Load	100% Load																														
85	99.20	99.53																														
100	99.19	99.39																														
240	91.47	95.86																														
264	87.27	93.71																														
<p>at AC Input</p>		<p>at AC Input</p> <table border="1"> <thead> <tr> <th rowspan="2">Load Power [W]</th> <th colspan="4">Power Factor [%]</th> </tr> <tr> <th>Input Voltage AC85V</th> <th>Input Voltage AC100V</th> <th>Input Voltage AC240V</th> <th>Input Voltage AC264V</th> </tr> </thead> <tbody> <tr> <td>37.6</td> <td>99.03</td> <td>98.89</td> <td>85.63</td> <td>79.55</td> </tr> <tr> <td>75.2</td> <td>99.20</td> <td>99.19</td> <td>91.47</td> <td>87.27</td> </tr> <tr> <td>112.8</td> <td>99.45</td> <td>99.38</td> <td>94.28</td> <td>91.16</td> </tr> <tr> <td>150.4</td> <td>99.53</td> <td>99.39</td> <td>95.86</td> <td>93.71</td> </tr> </tbody> </table>		Load Power [W]	Power Factor [%]				Input Voltage AC85V	Input Voltage AC100V	Input Voltage AC240V	Input Voltage AC264V	37.6	99.03	98.89	85.63	79.55	75.2	99.20	99.19	91.47	87.27	112.8	99.45	99.38	94.28	91.16	150.4	99.53	99.39	95.86	93.71
Load Power [W]	Power Factor [%]																															
	Input Voltage AC85V	Input Voltage AC100V	Input Voltage AC240V	Input Voltage AC264V																												
37.6	99.03	98.89	85.63	79.55																												
75.2	99.20	99.19	91.47	87.27																												
112.8	99.45	99.38	94.28	91.16																												
150.4	99.53	99.39	95.86	93.71																												

Model	PCSF-200P-X2S
Item	Instantaneous Interruption Compensation (by Load Power)

at AC Input (85V / 100V / 240V / 264V)



Load Power [W]	Interruption Detecting Time (ms)	
	PWR-OK T_A	DC Output T_B
8.49	146.80	196.20
21.4	98.88	127.42
37.6	70.79	89.35
75.2	41.87	51.40
112.8	28.92	34.90
150.4	21.61	24.23

Model	PCSF-200P-X2S																																												
Item	Load Regulation																																												
V1:5V 10A																																													
<p style="text-align: center;">at AC Input</p>																																													
<p style="text-align: center;">at AC Input</p> <table border="1"> <thead> <tr> <th rowspan="2">Load Power [W]</th> <th colspan="4">Fluctuation Value [%]</th> </tr> <tr> <th>Input Voltage AC85V</th> <th>Input Voltage AC100V</th> <th>Input Voltage AC240V</th> <th>Input Voltage AC264V</th> </tr> </thead> <tbody> <tr> <td>8.49</td> <td>2.34</td> <td>2.34</td> <td>2.34</td> <td>2.34</td> </tr> <tr> <td>37.6</td> <td>2.00</td> <td>2.00</td> <td>2.00</td> <td>2.00</td> </tr> <tr> <td>75.2</td> <td>1.60</td> <td>1.60</td> <td>1.60</td> <td>1.60</td> </tr> <tr> <td>112.8</td> <td>1.14</td> <td>1.14</td> <td>1.14</td> <td>1.14</td> </tr> <tr> <td>150.4</td> <td>0.74</td> <td>0.74</td> <td>0.74</td> <td>0.74</td> </tr> </tbody> </table>					Load Power [W]	Fluctuation Value [%]				Input Voltage AC85V	Input Voltage AC100V	Input Voltage AC240V	Input Voltage AC264V	8.49	2.34	2.34	2.34	2.34	37.6	2.00	2.00	2.00	2.00	75.2	1.60	1.60	1.60	1.60	112.8	1.14	1.14	1.14	1.14	150.4	0.74	0.74	0.74	0.74							
Load Power [W]	Fluctuation Value [%]																																												
	Input Voltage AC85V	Input Voltage AC100V	Input Voltage AC240V	Input Voltage AC264V																																									
8.49	2.34	2.34	2.34	2.34																																									
37.6	2.00	2.00	2.00	2.00																																									
75.2	1.60	1.60	1.60	1.60																																									
112.8	1.14	1.14	1.14	1.14																																									
150.4	0.74	0.74	0.74	0.74																																									
<p style="text-align: center;">Load Condition</p> <table border="1"> <thead> <tr> <th rowspan="2">Load Power [W]</th> <th colspan="5">Load Current [A]</th> </tr> <tr> <th>5V</th> <th>3.3V</th> <th>12V</th> <th>-12V</th> <th>5Vs</th> </tr> </thead> <tbody> <tr> <td>8.49</td> <td>0.3</td> <td>0.3</td> <td>0.5</td> <td>0</td> <td>0</td> </tr> <tr> <td>37.6</td> <td>2.5</td> <td>1.5</td> <td>1.5</td> <td>0.08</td> <td>0.25</td> </tr> <tr> <td>75.2</td> <td>5</td> <td>3</td> <td>3</td> <td>0.15</td> <td>0.5</td> </tr> <tr> <td>112.8</td> <td>7.5</td> <td>4.5</td> <td>4.5</td> <td>0.23</td> <td>0.75</td> </tr> <tr> <td>150.4</td> <td>10</td> <td>6</td> <td>6</td> <td>0.3</td> <td>1</td> </tr> </tbody> </table>					Load Power [W]	Load Current [A]					5V	3.3V	12V	-12V	5Vs	8.49	0.3	0.3	0.5	0	0	37.6	2.5	1.5	1.5	0.08	0.25	75.2	5	3	3	0.15	0.5	112.8	7.5	4.5	4.5	0.23	0.75	150.4	10	6	6	0.3	1
Load Power [W]	Load Current [A]																																												
	5V	3.3V	12V	-12V	5Vs																																								
8.49	0.3	0.3	0.5	0	0																																								
37.6	2.5	1.5	1.5	0.08	0.25																																								
75.2	5	3	3	0.15	0.5																																								
112.8	7.5	4.5	4.5	0.23	0.75																																								
150.4	10	6	6	0.3	1																																								
V2:3.3V 6A																																													
<p style="text-align: center;">at AC Input</p>																																													
<p style="text-align: center;">at AC Input</p> <table border="1"> <thead> <tr> <th rowspan="2">Load Power [W]</th> <th colspan="4">Fluctuation Value [%]</th> </tr> <tr> <th>Input Voltage AC85V</th> <th>Input Voltage AC100V</th> <th>Input Voltage AC240V</th> <th>Input Voltage AC264V</th> </tr> </thead> <tbody> <tr> <td>8.49</td> <td>2.24</td> <td>2.24</td> <td>2.24</td> <td>2.24</td> </tr> <tr> <td>37.6</td> <td>1.82</td> <td>1.82</td> <td>1.82</td> <td>1.82</td> </tr> <tr> <td>75.2</td> <td>1.27</td> <td>1.27</td> <td>1.27</td> <td>1.27</td> </tr> <tr> <td>112.8</td> <td>0.67</td> <td>0.67</td> <td>0.67</td> <td>0.67</td> </tr> <tr> <td>150.4</td> <td>0.12</td> <td>0.12</td> <td>0.12</td> <td>0.12</td> </tr> </tbody> </table>					Load Power [W]	Fluctuation Value [%]				Input Voltage AC85V	Input Voltage AC100V	Input Voltage AC240V	Input Voltage AC264V	8.49	2.24	2.24	2.24	2.24	37.6	1.82	1.82	1.82	1.82	75.2	1.27	1.27	1.27	1.27	112.8	0.67	0.67	0.67	0.67	150.4	0.12	0.12	0.12	0.12							
Load Power [W]	Fluctuation Value [%]																																												
	Input Voltage AC85V	Input Voltage AC100V	Input Voltage AC240V	Input Voltage AC264V																																									
8.49	2.24	2.24	2.24	2.24																																									
37.6	1.82	1.82	1.82	1.82																																									
75.2	1.27	1.27	1.27	1.27																																									
112.8	0.67	0.67	0.67	0.67																																									
150.4	0.12	0.12	0.12	0.12																																									
<p style="text-align: center;">Load Condition</p> <table border="1"> <thead> <tr> <th rowspan="2">Load Power [W]</th> <th colspan="5">Load Current [A]</th> </tr> <tr> <th>5V</th> <th>3.3V</th> <th>12V</th> <th>-12V</th> <th>5Vs</th> </tr> </thead> <tbody> <tr> <td>8.49</td> <td>0.3</td> <td>0.3</td> <td>0.5</td> <td>0</td> <td>0</td> </tr> <tr> <td>37.6</td> <td>2.5</td> <td>1.5</td> <td>1.5</td> <td>0.08</td> <td>0.25</td> </tr> <tr> <td>75.2</td> <td>5</td> <td>3</td> <td>3</td> <td>0.15</td> <td>0.5</td> </tr> <tr> <td>112.8</td> <td>7.5</td> <td>4.5</td> <td>4.5</td> <td>0.23</td> <td>0.75</td> </tr> <tr> <td>150.4</td> <td>10</td> <td>6</td> <td>6</td> <td>0.3</td> <td>1</td> </tr> </tbody> </table>					Load Power [W]	Load Current [A]					5V	3.3V	12V	-12V	5Vs	8.49	0.3	0.3	0.5	0	0	37.6	2.5	1.5	1.5	0.08	0.25	75.2	5	3	3	0.15	0.5	112.8	7.5	4.5	4.5	0.23	0.75	150.4	10	6	6	0.3	1
Load Power [W]	Load Current [A]																																												
	5V	3.3V	12V	-12V	5Vs																																								
8.49	0.3	0.3	0.5	0	0																																								
37.6	2.5	1.5	1.5	0.08	0.25																																								
75.2	5	3	3	0.15	0.5																																								
112.8	7.5	4.5	4.5	0.23	0.75																																								
150.4	10	6	6	0.3	1																																								

Model	PCSF-200P-X2S																																																			
Item	Load Regulation																																																			
V3:12V 6A																																																				
<p>at AC Input</p>			<p>at AC Input</p> <table border="1"> <thead> <tr> <th rowspan="2">Load Power [W]</th> <th colspan="4">Fluctuation Value [%]</th> </tr> <tr> <th>Input Voltage AC85V</th> <th>Input Voltage AC100V</th> <th>Input Voltage AC240V</th> <th>Input Voltage AC264V</th> </tr> </thead> <tbody> <tr> <td>8.49</td> <td>-0.59</td> <td>-0.59</td> <td>-0.59</td> <td>-0.59</td> </tr> <tr> <td>37.6</td> <td>-0.77</td> <td>-0.77</td> <td>-0.77</td> <td>-0.77</td> </tr> <tr> <td>75.2</td> <td>-0.98</td> <td>-0.98</td> <td>-0.98</td> <td>-0.98</td> </tr> <tr> <td>112.8</td> <td>-1.24</td> <td>-1.24</td> <td>-1.24</td> <td>-1.24</td> </tr> <tr> <td>150.4</td> <td>-1.46</td> <td>-1.46</td> <td>-1.46</td> <td>-1.46</td> </tr> <tr> <td>199.07</td> <td>-1.65</td> <td>-1.65</td> <td>-1.65</td> <td>-1.65</td> </tr> </tbody> </table>			Load Power [W]	Fluctuation Value [%]				Input Voltage AC85V	Input Voltage AC100V	Input Voltage AC240V	Input Voltage AC264V	8.49	-0.59	-0.59	-0.59	-0.59	37.6	-0.77	-0.77	-0.77	-0.77	75.2	-0.98	-0.98	-0.98	-0.98	112.8	-1.24	-1.24	-1.24	-1.24	150.4	-1.46	-1.46	-1.46	-1.46	199.07	-1.65	-1.65	-1.65	-1.65								
Load Power [W]	Fluctuation Value [%]																																																			
	Input Voltage AC85V	Input Voltage AC100V	Input Voltage AC240V	Input Voltage AC264V																																																
8.49	-0.59	-0.59	-0.59	-0.59																																																
37.6	-0.77	-0.77	-0.77	-0.77																																																
75.2	-0.98	-0.98	-0.98	-0.98																																																
112.8	-1.24	-1.24	-1.24	-1.24																																																
150.4	-1.46	-1.46	-1.46	-1.46																																																
199.07	-1.65	-1.65	-1.65	-1.65																																																
<p>Load Condition</p> <table border="1"> <thead> <tr> <th rowspan="2">Load Power [W]</th> <th colspan="5">Load Current [A]</th> </tr> <tr> <th>5V</th> <th>3.3V</th> <th>12V</th> <th>-12V</th> <th>5Vs</th> </tr> </thead> <tbody> <tr> <td>8.49</td> <td>0.3</td> <td>0.3</td> <td>0.5</td> <td>0</td> <td>0</td> </tr> <tr> <td>37.6</td> <td>2.5</td> <td>1.5</td> <td>1.5</td> <td>0.08</td> <td>0.25</td> </tr> <tr> <td>75.2</td> <td>5</td> <td>3</td> <td>3</td> <td>0.15</td> <td>0.5</td> </tr> <tr> <td>112.8</td> <td>7.5</td> <td>4.5</td> <td>4.5</td> <td>0.23</td> <td>0.75</td> </tr> <tr> <td>150.4</td> <td>10</td> <td>6</td> <td>6</td> <td>0.3</td> <td>1</td> </tr> <tr> <td>199.07</td> <td>9.7</td> <td>5.9</td> <td>10</td> <td>0.3</td> <td>1.5</td> </tr> </tbody> </table>			Load Power [W]	Load Current [A]					5V	3.3V	12V	-12V	5Vs	8.49	0.3	0.3	0.5	0	0	37.6	2.5	1.5	1.5	0.08	0.25	75.2	5	3	3	0.15	0.5	112.8	7.5	4.5	4.5	0.23	0.75	150.4	10	6	6	0.3	1	199.07	9.7	5.9	10	0.3	1.5			
Load Power [W]	Load Current [A]																																																			
	5V	3.3V	12V	-12V	5Vs																																															
8.49	0.3	0.3	0.5	0	0																																															
37.6	2.5	1.5	1.5	0.08	0.25																																															
75.2	5	3	3	0.15	0.5																																															
112.8	7.5	4.5	4.5	0.23	0.75																																															
150.4	10	6	6	0.3	1																																															
199.07	9.7	5.9	10	0.3	1.5																																															
V4:-12V 0.3A																																																				
<p>at AC Input</p>			<p>at AC Input</p> <table border="1"> <thead> <tr> <th rowspan="2">Load Power [W]</th> <th colspan="4">Fluctuation Value [%]</th> </tr> <tr> <th>Input Voltage AC85V</th> <th>Input Voltage AC100V</th> <th>Input Voltage AC240V</th> <th>Input Voltage AC264V</th> </tr> </thead> <tbody> <tr> <td>8.49</td> <td>0.20</td> <td>0.20</td> <td>0.20</td> <td>0.20</td> </tr> <tr> <td>37.6</td> <td>0.31</td> <td>0.31</td> <td>0.31</td> <td>0.31</td> </tr> <tr> <td>75.2</td> <td>0.46</td> <td>0.46</td> <td>0.46</td> <td>0.46</td> </tr> <tr> <td>112.8</td> <td>0.62</td> <td>0.62</td> <td>0.62</td> <td>0.62</td> </tr> <tr> <td>150.4</td> <td>0.77</td> <td>0.77</td> <td>0.77</td> <td>0.77</td> </tr> </tbody> </table>			Load Power [W]	Fluctuation Value [%]				Input Voltage AC85V	Input Voltage AC100V	Input Voltage AC240V	Input Voltage AC264V	8.49	0.20	0.20	0.20	0.20	37.6	0.31	0.31	0.31	0.31	75.2	0.46	0.46	0.46	0.46	112.8	0.62	0.62	0.62	0.62	150.4	0.77	0.77	0.77	0.77													
Load Power [W]	Fluctuation Value [%]																																																			
	Input Voltage AC85V	Input Voltage AC100V	Input Voltage AC240V	Input Voltage AC264V																																																
8.49	0.20	0.20	0.20	0.20																																																
37.6	0.31	0.31	0.31	0.31																																																
75.2	0.46	0.46	0.46	0.46																																																
112.8	0.62	0.62	0.62	0.62																																																
150.4	0.77	0.77	0.77	0.77																																																
<p>Load Condition</p> <table border="1"> <thead> <tr> <th rowspan="2">Load Power [W]</th> <th colspan="5">Load Current [A]</th> </tr> <tr> <th>5V</th> <th>3.3V</th> <th>12V</th> <th>-12V</th> <th>5Vs</th> </tr> </thead> <tbody> <tr> <td>8.49</td> <td>0.3</td> <td>0.3</td> <td>0.5</td> <td>0</td> <td>0</td> </tr> <tr> <td>37.6</td> <td>2.5</td> <td>1.5</td> <td>1.5</td> <td>0.08</td> <td>0.25</td> </tr> <tr> <td>75.2</td> <td>5</td> <td>3</td> <td>3</td> <td>0.15</td> <td>0.5</td> </tr> <tr> <td>112.8</td> <td>7.5</td> <td>4.5</td> <td>4.5</td> <td>0.23</td> <td>0.75</td> </tr> <tr> <td>150.4</td> <td>10</td> <td>6</td> <td>6</td> <td>0.3</td> <td>1</td> </tr> </tbody> </table>			Load Power [W]	Load Current [A]					5V	3.3V	12V	-12V	5Vs	8.49	0.3	0.3	0.5	0	0	37.6	2.5	1.5	1.5	0.08	0.25	75.2	5	3	3	0.15	0.5	112.8	7.5	4.5	4.5	0.23	0.75	150.4	10	6	6	0.3	1									
Load Power [W]	Load Current [A]																																																			
	5V	3.3V	12V	-12V	5Vs																																															
8.49	0.3	0.3	0.5	0	0																																															
37.6	2.5	1.5	1.5	0.08	0.25																																															
75.2	5	3	3	0.15	0.5																																															
112.8	7.5	4.5	4.5	0.23	0.75																																															
150.4	10	6	6	0.3	1																																															

Model	PCSF-200P-X2S																																																
Item	Load Regulation																																																
V5:5Vs 1A <p style="text-align: center;">at AC Input</p> <p style="text-align: center;">at AC Input</p> <table border="1"> <thead> <tr> <th rowspan="2">Load Power [W]</th> <th colspan="4">Fluctuation Value [%]</th> </tr> <tr> <th>Input Voltage AC85V</th> <th>Input Voltage AC100V</th> <th>Input Voltage AC240V</th> <th>Input Voltage AC264V</th> </tr> </thead> <tbody> <tr><td>8.49</td><td>-0.02</td><td>-0.02</td><td>-0.02</td><td>-0.02</td></tr> <tr><td>37.6</td><td>-0.42</td><td>-0.42</td><td>-0.42</td><td>-0.42</td></tr> <tr><td>75.2</td><td>-0.88</td><td>-0.88</td><td>-0.88</td><td>-0.88</td></tr> <tr><td>112.8</td><td>-1.36</td><td>-1.36</td><td>-1.36</td><td>-1.36</td></tr> <tr><td>150.4</td><td>-1.80</td><td>-1.80</td><td>-1.80</td><td>-1.80</td></tr> <tr><td>199.07</td><td>-2.36</td><td>-2.36</td><td>-2.36</td><td>-2.36</td></tr> </tbody> </table>		Load Power [W]	Fluctuation Value [%]				Input Voltage AC85V	Input Voltage AC100V	Input Voltage AC240V	Input Voltage AC264V	8.49	-0.02	-0.02	-0.02	-0.02	37.6	-0.42	-0.42	-0.42	-0.42	75.2	-0.88	-0.88	-0.88	-0.88	112.8	-1.36	-1.36	-1.36	-1.36	150.4	-1.80	-1.80	-1.80	-1.80	199.07	-2.36	-2.36	-2.36	-2.36									
Load Power [W]	Fluctuation Value [%]																																																
	Input Voltage AC85V	Input Voltage AC100V	Input Voltage AC240V	Input Voltage AC264V																																													
8.49	-0.02	-0.02	-0.02	-0.02																																													
37.6	-0.42	-0.42	-0.42	-0.42																																													
75.2	-0.88	-0.88	-0.88	-0.88																																													
112.8	-1.36	-1.36	-1.36	-1.36																																													
150.4	-1.80	-1.80	-1.80	-1.80																																													
199.07	-2.36	-2.36	-2.36	-2.36																																													
		<p style="text-align: center;">Load Condition</p> <table border="1"> <thead> <tr> <th rowspan="2">Load Power [W]</th> <th colspan="5">Load Current [A]</th> </tr> <tr> <th>5V</th> <th>3.3V</th> <th>12V</th> <th>-12V</th> <th>5Vs</th> </tr> </thead> <tbody> <tr><td>8.49</td><td>0.3</td><td>0.3</td><td>0.5</td><td>0</td><td>0</td></tr> <tr><td>37.6</td><td>2.5</td><td>1.5</td><td>1.5</td><td>0.08</td><td>0.25</td></tr> <tr><td>75.2</td><td>5</td><td>3</td><td>3</td><td>0.15</td><td>0.5</td></tr> <tr><td>112.8</td><td>7.5</td><td>4.5</td><td>4.5</td><td>0.23</td><td>0.75</td></tr> <tr><td>150.4</td><td>10</td><td>6</td><td>6</td><td>0.3</td><td>1</td></tr> <tr><td>199.07</td><td>9.7</td><td>5.9</td><td>10</td><td>0.3</td><td>1.5</td></tr> </tbody> </table>	Load Power [W]	Load Current [A]					5V	3.3V	12V	-12V	5Vs	8.49	0.3	0.3	0.5	0	0	37.6	2.5	1.5	1.5	0.08	0.25	75.2	5	3	3	0.15	0.5	112.8	7.5	4.5	4.5	0.23	0.75	150.4	10	6	6	0.3	1	199.07	9.7	5.9	10	0.3	1.5
Load Power [W]	Load Current [A]																																																
	5V	3.3V	12V	-12V	5Vs																																												
8.49	0.3	0.3	0.5	0	0																																												
37.6	2.5	1.5	1.5	0.08	0.25																																												
75.2	5	3	3	0.15	0.5																																												
112.8	7.5	4.5	4.5	0.23	0.75																																												
150.4	10	6	6	0.3	1																																												
199.07	9.7	5.9	10	0.3	1.5																																												

Model	PCSF-200P-X2S												
Item	Ripple / Noise Voltage Test												
Load : Rated Load													
Temperature	Input Voltage	V1		5V		V2		3.3V		V3		12V	
		Ripple (mV)	Noise (mV)	Ripple (mV)	Noise (mV)	Ripple (mV)	Noise (mV)	Ripple (mV)	Noise (mV)	Ripple (mV)	Noise (mV)	Ripple (mV)	Noise (mV)
-5	85 V	12	/	28	16	/	32	40	/	56			
	100 V	12	/	28	16	/	32	40	/	56			
	240 V	12	/	28	16	/	32	40	/	56			
	264 V	12	/	28	16	/	32	40	/	56			
25	85 V	8	/	24	16	/	32	30	/	42			
	100 V	8	/	24	16	/	32	30	/	42			
	240 V	8	/	24	16	/	32	30	/	42			
	264 V	8	/	24	16	/	32	30	/	42			
45	85 V	8	/	24	14	/	30	30	/	40			
	100 V	8	/	24	14	/	30	30	/	40			
	240 V	8	/	24	14	/	30	30	/	40			
	264 V	8	/	24	14	/	30	30	/	40			
55	85 V	8	/	26	12	/	34	30	/	38			
	100 V	8	/	26	12	/	34	30	/	38			
	240 V	8	/	26	12	/	32	30	/	38			
	264 V	8	/	26	12	/	32	30	/	38			
65	85 V	6	/	22	12	/	26	27	/	36			
	100 V	6	/	22	12	/	26	27	/	36			
	240 V	6	/	20	12	/	26	27	/	36			
	264 V	6	/	20	12	/	26	27	/	36			
Specification		50	/	100	50	/	100	100	/	120			
Judgment		Good				Good				Good			

Temperature	Input Voltage	V4		-12V		V5		5VS	
		Ripple (mV)	Noise (mV)	Ripple (mV)	Noise (mV)	Ripple (mV)	Noise (mV)	Ripple (mV)	Noise (mV)
-5	85 V	12	/	26	22	/	36		
	100 V	12	/	26	22	/	36		
	240 V	12	/	26	22	/	36		
	264 V	12	/	26	22	/	36		
25	85 V	10	/	24	10	/	20		
	100 V	10	/	24	10	/	20		
	240 V	10	/	24	12	/	20		
	264 V	10	/	24	12	/	20		
45	85 V	10	/	22	10	/	18		
	100 V	10	/	22	10	/	18		
	240 V	10	/	22	10	/	18		
	264 V	10	/	22	10	/	18		
55	85 V	10	/	24	10	/	16		
	100 V	10	/	24	10	/	16		
	240 V	10	/	24	10	/	16		
	264 V	10	/	24	10	/	16		
65	85 V	10	/	20	8	/	16		
	100 V	10	/	20	8	/	16		
	240 V	10	/	20	8	/	16		
	264 V	10	/	20	8	/	16		
Specification		50	/	100	50	/	100		
Judgment		Good				Good			

Model	PCSF-200P-X2S			
Item	Over-Current Protection			
Temperature	Input Voltage	CH1 5V	CH2 3.3V	CH3 12V
-5	85 V	19.1 A	22.5 A	13.4 A
	100 V	19.2 A	22.6 A	13.4 A
	240 V	19.3 A	22.7 A	13.7 A
	264 V	19.4 A	22.8 A	13.7 A
25	85 V	18.7 A	21.6 A	13.3 A
	100 V	18.7 A	21.8 A	13.3 A
	240 V	18.8 A	22.0 A	13.6 A
	264 V	18.8 A	22.1 A	13.7 A
45	85 V	18.2 A	21.2 A	12.8 A
	100 V	18.2 A	21.3 A	13.0 A
	240 V	18.3 A	21.5 A	13.3 A
	264 V	18.3 A	21.6 A	13.4 A
55	85 V	17.4 A	20.6 A	12.5 A
	100 V	17.4 A	20.7 A	12.6 A
	240 V	17.6 A	20.8 A	12.8 A
	264 V	17.6 A	20.9 A	12.8 A
65	85 V	16.8 A	20.2 A	12.2 A
	100 V	16.9 A	20.3 A	12.2 A
	240 V	17.1 A	20.5 A	12.5 A
	264 V	17.1 A	20.5 A	12.5 A
Specification		13.2A or More	17.6A or More	11A or More
Judgment		Good	Good	Good
温度	入力 電圧	CH4 -12V	CH5 5VS	
-5	85 V	1.00 A	3.90 A	
	100 V	1.00 A	3.90 A	
	240 V	1.00 A	3.90 A	
	264 V	1.00 A	3.90 A	
25	85 V	0.88 A	3.80 A	
	100 V	0.88 A	3.80 A	
	240 V	0.88 A	3.80 A	
	264 V	0.88 A	3.80 A	
45	85 V	0.86 A	3.70 A	
	100 V	0.86 A	3.70 A	
	240 V	0.86 A	3.70 A	
	264 V	0.86 A	3.70 A	
55	85 V	0.77 A	3.70 A	
	100 V	0.77 A	3.70 A	
	240 V	0.78 A	3.70 A	
	264 V	0.78 A	3.70 A	
65	85 V	0.74 A	3.60 A	
	100 V	0.75 A	3.60 A	
	240 V	0.75 A	3.60 A	
	264 V	0.75 A	3.60 A	
Specification		-	-	
Judgment		-	-	

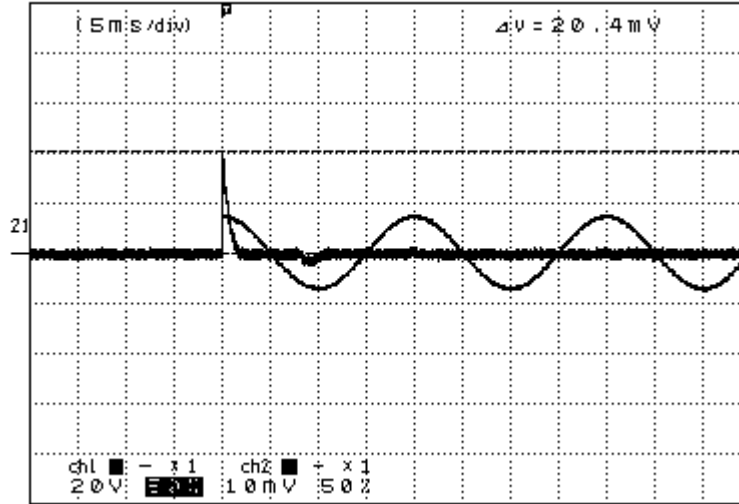
Model	PCSF-200P-X2S
Item	Over-Voltage Protection

Temperature	Input Voltage	V1:5V	V2:3.3V	V3:12V
-5	AC100V	6.90V	4.25V	14.9V
	AC240V	6.90V	4.24V	14.9V
25	AC100V	6.77V	4.00V	15.0V
	AC240V	6.76V	4.00V	15.0V
45	AC100V	6.66V	3.85V	15.0V
	AC240V	6.66V	3.85V	15.0V
55	AC100V	6.63V	3.76V	15.1V
	AC240V	6.63V	3.77V	15.1V
65	AC100V	6.60V	3.72V	15.1V
	AC240V	6.60V	3.72V	15.1V
Specification		5.6 ~ 7.0V	3.7 ~ 4.3V	13.8 ~ 15.6V
Judgment		Good	Good	Good

Model	PCSF-200P-X2S
Item	Inrush Current

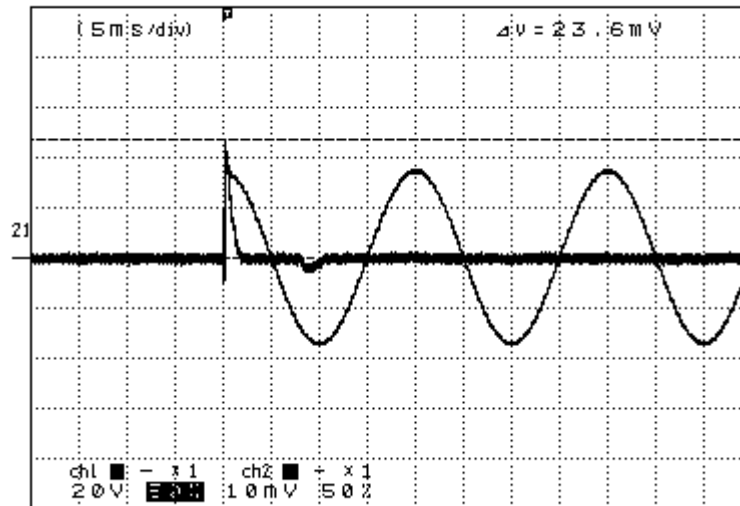
Inrush Current Wave

* MEM * trig:SINGLE CH2 leve ↓ 55% \square 20%
 50μs x1/100 CSR:t A&B A:CH2 B:CH2



Wave No.1	
CH1	Measuring Point : Input Voltage
	Range 200V/DIV
CH2	Measuring Point : Input Current
	Range 10A/DIV
Time Line	5ms/DIV
Conditions	Input : AC100V 50Hz Load : Rated Load
Note :	
Inrush Current Value : 20.4A	

* MEM * trig:SINGLE CH2 leve ↓ 55% \square 20%
 50μs x1/100 CSR:t A&B A:CH2 B:CH2

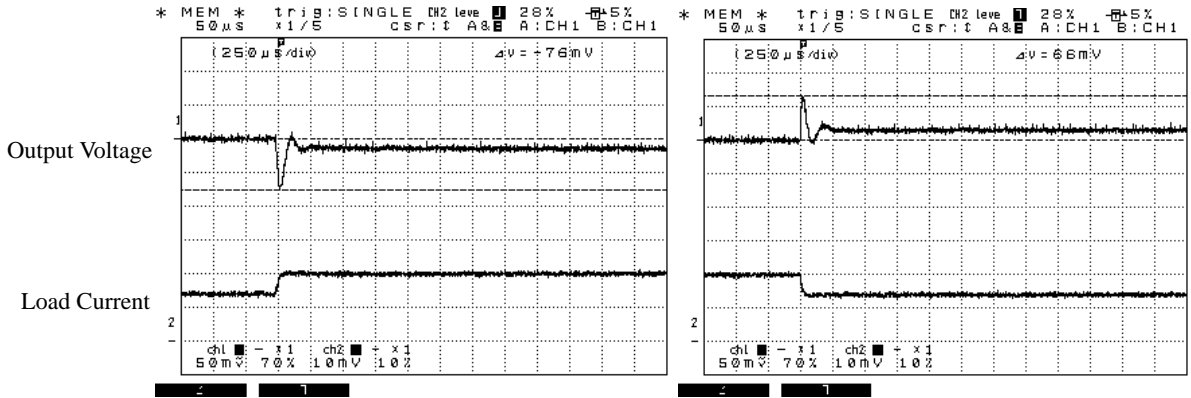


Wave No.2	
CH1	Measuring Point : Input Voltage
	Range 200V/DIV
CH2	Measuring Point : Input Current
	Range 20A/DIV
Time Line	5ms/DIV
Conditions	Input : AC240V 50Hz Load : Rated Load
Note :	
Inrush Current Value : 47.8A	

Model	PCSF-200P-X2S
Item	Dynamic Load Response

V1: +5V 10A

70% Load 100% Load

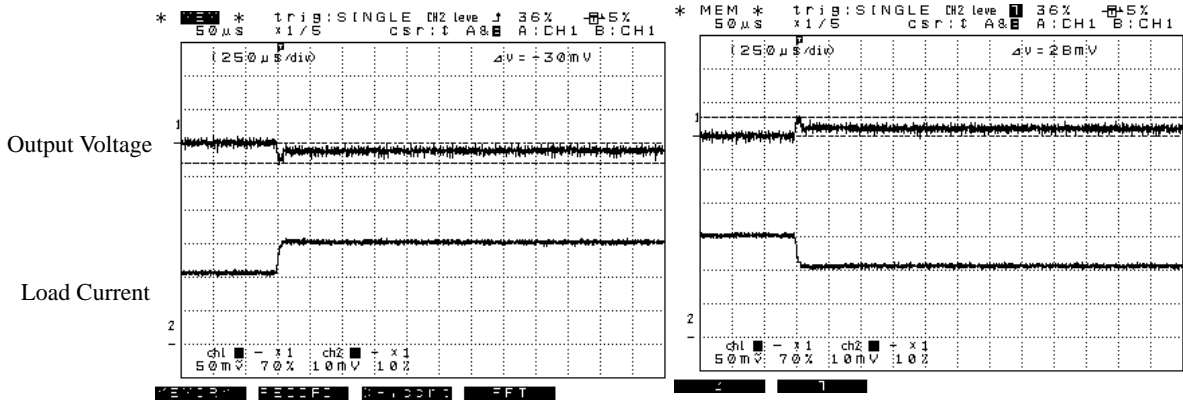


Sudden Fluctuation of Load	Fluctuation Value	ATX Specific Value	Judgment
70% Load 100% Load	- mV -76mV	± 250mV	Good
100% Load 70% Load	66mV - mV		Good

Model	PCSF-200P-X2S
Item	Dynamic Load Response

V2: +3.3V 6A

70% Load 100% Load

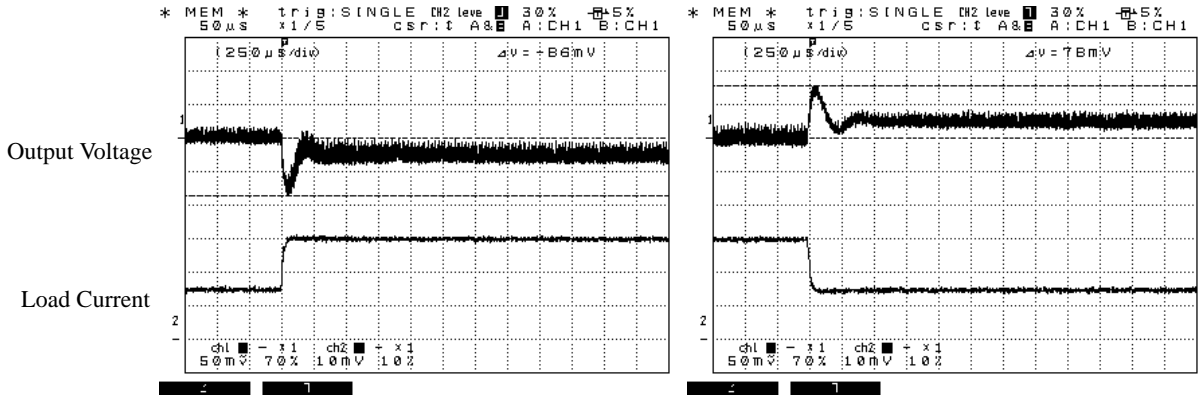


Sudden Fluctuation of Load	Fluctuation Value	ATX Specific Value	Judgment
70%Load 100% Load	- mV -30mV	± 132mV	Good
100% Load 70% Load	28mV - mV		Good

Model	PCSF-200P-X2S
Item	Dynamic Load Response

V3: +12V 6A

50% Load 100% Load



Sudden Fluctuation of Load	Fluctuation Value	ATX Specific Value	Judgment
50%Load 100% Load	- mV -86mV	± 600mV	Good
100% Load 50% Load	78mV - mV		

Model	PCSF-200P-X2S			
Item	12V Cross Regulation			
12V Load Current	12V Voltage Value [V]			
	5V 0.3A	5V 5A	5V 10A	5V 12A
0.5A	11.913	11.896	11.879	11.873
1.5A	11.904	11.887	11.871	11.864
3A	11.892	11.875	11.857	11.851
6A	11.867	11.850	11.833	11.826
9A	11.842	11.825	-	-
10A	11.833	11.816	-	-
12V Load Current	Fluctuation Value [%]			
	5V 0.3A	5V 5A	5V 10A	5V 12A
0.5A	-0.72	-0.87	-1.01	-1.06
1.5A	-0.80	-0.94	-1.07	-1.13
3A	-0.90	-1.04	-1.19	-1.24
6A	-1.11	-1.25	-1.39	-1.45
9A	-1.32	-1.46	-	-
10A	-1.39	-1.53	-	-

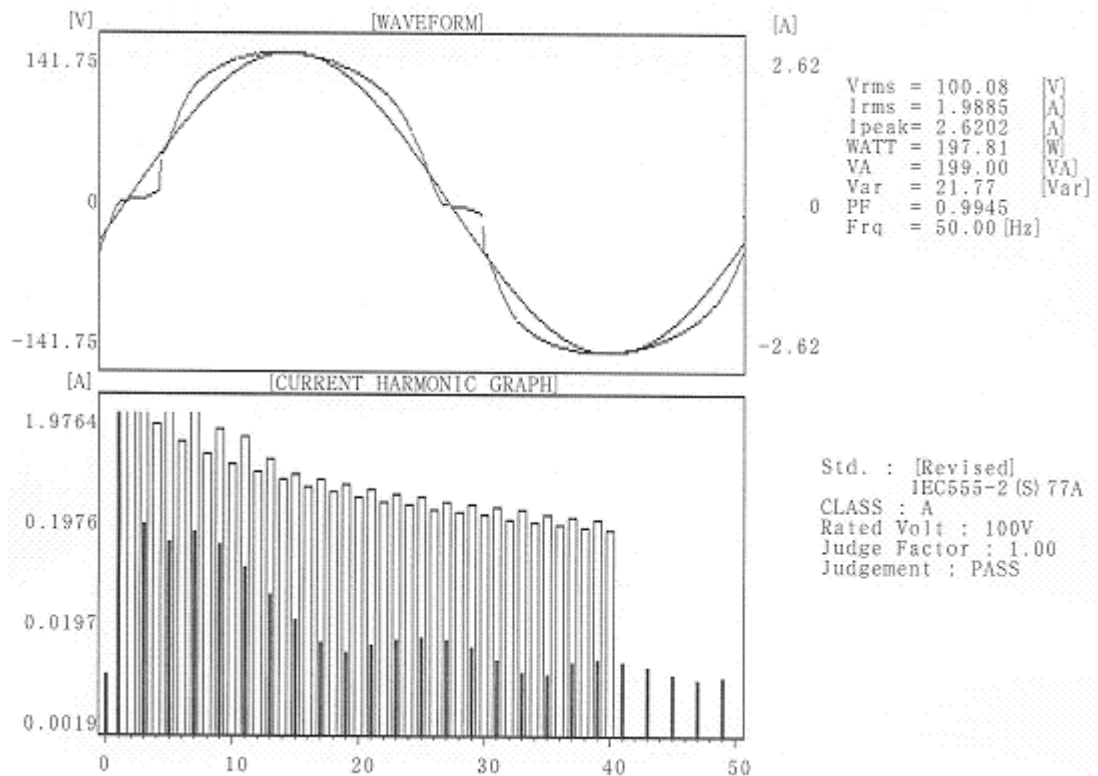
Model	PCSF-200P-X2S																																																																																																			
Item	Ambient Temperature Drift																																																																																																			
V1:5V 10A <table border="1"> <caption>Fluctuation Value [%] Data for V1:5V 10A</caption> <thead> <tr> <th>Temperature (°C)</th> <th>AC85V</th> <th>AC100V</th> <th>AC240V</th> <th>AC264V</th> </tr> </thead> <tbody> <tr><td>-5</td><td>1.14</td><td>1.14</td><td>1.14</td><td>1.14</td></tr> <tr><td>25</td><td>0.74</td><td>0.74</td><td>0.74</td><td>0.74</td></tr> <tr><td>45</td><td>0.22</td><td>0.22</td><td>0.22</td><td>0.22</td></tr> <tr><td>55⁽¹⁾</td><td>0.20</td><td>0.20</td><td>0.20</td><td>0.20</td></tr> <tr><td>65⁽²⁾</td><td>0.32</td><td>0.32</td><td>0.32</td><td>0.32</td></tr> </tbody> </table>		Temperature (°C)	AC85V	AC100V	AC240V	AC264V	-5	1.14	1.14	1.14	1.14	25	0.74	0.74	0.74	0.74	45	0.22	0.22	0.22	0.22	55 ⁽¹⁾	0.20	0.20	0.20	0.20	65 ⁽²⁾	0.32	0.32	0.32	0.32	<p style="text-align: center;">at AC Input</p> <table border="1"> <thead> <tr> <th rowspan="2">Temperature (°C)</th> <th colspan="4">Output Voltage [V]</th> </tr> <tr> <th>Input Voltage AC85V</th> <th>Input Voltage AC100V</th> <th>Input Voltage AC240V</th> <th>Input Voltage AC264V</th> </tr> </thead> <tbody> <tr><td>-5</td><td>5.057</td><td>5.057</td><td>5.057</td><td>5.057</td></tr> <tr><td>25</td><td>5.037</td><td>5.037</td><td>5.037</td><td>5.037</td></tr> <tr><td>45</td><td>5.011</td><td>5.011</td><td>5.011</td><td>5.011</td></tr> <tr><td>55⁽¹⁾</td><td>5.010</td><td>5.010</td><td>5.010</td><td>5.010</td></tr> <tr><td>65⁽²⁾</td><td>5.016</td><td>5.016</td><td>5.016</td><td>5.016</td></tr> </tbody> </table> <table border="1"> <thead> <tr> <th rowspan="2">Temperature (°C)</th> <th colspan="4">Fluctuation Value [%]</th> </tr> <tr> <th>Input Voltage AC85V</th> <th>Input Voltage AC100V</th> <th>Input Voltage AC240V</th> <th>Input Voltage AC264V</th> </tr> </thead> <tbody> <tr><td>-5</td><td>1.14</td><td>1.14</td><td>1.14</td><td>1.14</td></tr> <tr><td>25</td><td>0.74</td><td>0.74</td><td>0.74</td><td>0.74</td></tr> <tr><td>45</td><td>0.22</td><td>0.22</td><td>0.22</td><td>0.22</td></tr> <tr><td>55⁽¹⁾</td><td>0.20</td><td>0.20</td><td>0.20</td><td>0.20</td></tr> <tr><td>65⁽²⁾</td><td>0.32</td><td>0.32</td><td>0.32</td><td>0.32</td></tr> </tbody> </table> <p>(1) 90% of Rated Load (2) 80% of Rated Load</p>	Temperature (°C)	Output Voltage [V]				Input Voltage AC85V	Input Voltage AC100V	Input Voltage AC240V	Input Voltage AC264V	-5	5.057	5.057	5.057	5.057	25	5.037	5.037	5.037	5.037	45	5.011	5.011	5.011	5.011	55 ⁽¹⁾	5.010	5.010	5.010	5.010	65 ⁽²⁾	5.016	5.016	5.016	5.016	Temperature (°C)	Fluctuation Value [%]				Input Voltage AC85V	Input Voltage AC100V	Input Voltage AC240V	Input Voltage AC264V	-5	1.14	1.14	1.14	1.14	25	0.74	0.74	0.74	0.74	45	0.22	0.22	0.22	0.22	55 ⁽¹⁾	0.20	0.20	0.20	0.20	65 ⁽²⁾	0.32	0.32	0.32	0.32
Temperature (°C)	AC85V	AC100V	AC240V	AC264V																																																																																																
-5	1.14	1.14	1.14	1.14																																																																																																
25	0.74	0.74	0.74	0.74																																																																																																
45	0.22	0.22	0.22	0.22																																																																																																
55 ⁽¹⁾	0.20	0.20	0.20	0.20																																																																																																
65 ⁽²⁾	0.32	0.32	0.32	0.32																																																																																																
Temperature (°C)	Output Voltage [V]																																																																																																			
	Input Voltage AC85V	Input Voltage AC100V	Input Voltage AC240V	Input Voltage AC264V																																																																																																
-5	5.057	5.057	5.057	5.057																																																																																																
25	5.037	5.037	5.037	5.037																																																																																																
45	5.011	5.011	5.011	5.011																																																																																																
55 ⁽¹⁾	5.010	5.010	5.010	5.010																																																																																																
65 ⁽²⁾	5.016	5.016	5.016	5.016																																																																																																
Temperature (°C)	Fluctuation Value [%]																																																																																																			
	Input Voltage AC85V	Input Voltage AC100V	Input Voltage AC240V	Input Voltage AC264V																																																																																																
-5	1.14	1.14	1.14	1.14																																																																																																
25	0.74	0.74	0.74	0.74																																																																																																
45	0.22	0.22	0.22	0.22																																																																																																
55 ⁽¹⁾	0.20	0.20	0.20	0.20																																																																																																
65 ⁽²⁾	0.32	0.32	0.32	0.32																																																																																																
V2:3.3V 6A <table border="1"> <caption>Fluctuation Value [%] Data for V2:3.3V 6A</caption> <thead> <tr> <th>Temperature (°C)</th> <th>AC85V</th> <th>AC100V</th> <th>AC240V</th> <th>AC264V</th> </tr> </thead> <tbody> <tr><td>-5</td><td>0.48</td><td>0.48</td><td>0.48</td><td>0.48</td></tr> <tr><td>25</td><td>0.12</td><td>0.12</td><td>0.12</td><td>0.12</td></tr> <tr><td>45</td><td>0.36</td><td>0.36</td><td>0.36</td><td>0.36</td></tr> <tr><td>55⁽¹⁾</td><td>0.52</td><td>0.52</td><td>0.52</td><td>0.52</td></tr> <tr><td>65⁽²⁾</td><td>0.70</td><td>0.70</td><td>0.70</td><td>0.70</td></tr> </tbody> </table>		Temperature (°C)	AC85V	AC100V	AC240V	AC264V	-5	0.48	0.48	0.48	0.48	25	0.12	0.12	0.12	0.12	45	0.36	0.36	0.36	0.36	55 ⁽¹⁾	0.52	0.52	0.52	0.52	65 ⁽²⁾	0.70	0.70	0.70	0.70	<p style="text-align: center;">at AC Input</p> <table border="1"> <thead> <tr> <th rowspan="2">Temperature (°C)</th> <th colspan="4">Output Voltage [V]</th> </tr> <tr> <th>Input Voltage AC85V</th> <th>Input Voltage AC100V</th> <th>Input Voltage AC240V</th> <th>Input Voltage AC264V</th> </tr> </thead> <tbody> <tr><td>-5</td><td>3.316</td><td>3.316</td><td>3.316</td><td>3.316</td></tr> <tr><td>25</td><td>3.304</td><td>3.304</td><td>3.304</td><td>3.304</td></tr> <tr><td>45</td><td>3.312</td><td>3.312</td><td>3.312</td><td>3.312</td></tr> <tr><td>55⁽¹⁾</td><td>3.317</td><td>3.317</td><td>3.317</td><td>3.317</td></tr> <tr><td>65⁽²⁾</td><td>3.323</td><td>3.323</td><td>3.323</td><td>3.323</td></tr> </tbody> </table> <table border="1"> <thead> <tr> <th rowspan="2">Temperature (°C)</th> <th colspan="4">Fluctuation Value [%]</th> </tr> <tr> <th>Input Voltage AC85V</th> <th>Input Voltage AC100V</th> <th>Input Voltage AC240V</th> <th>Input Voltage AC264V</th> </tr> </thead> <tbody> <tr><td>-5</td><td>0.48</td><td>0.48</td><td>0.48</td><td>0.48</td></tr> <tr><td>25</td><td>0.12</td><td>0.12</td><td>0.12</td><td>0.12</td></tr> <tr><td>45</td><td>0.36</td><td>0.36</td><td>0.36</td><td>0.36</td></tr> <tr><td>55⁽¹⁾</td><td>0.52</td><td>0.52</td><td>0.52</td><td>0.52</td></tr> <tr><td>65⁽²⁾</td><td>0.70</td><td>0.70</td><td>0.70</td><td>0.70</td></tr> </tbody> </table> <p>(1) 90% of Rated Load (2) 80% of Rated Load</p>	Temperature (°C)	Output Voltage [V]				Input Voltage AC85V	Input Voltage AC100V	Input Voltage AC240V	Input Voltage AC264V	-5	3.316	3.316	3.316	3.316	25	3.304	3.304	3.304	3.304	45	3.312	3.312	3.312	3.312	55 ⁽¹⁾	3.317	3.317	3.317	3.317	65 ⁽²⁾	3.323	3.323	3.323	3.323	Temperature (°C)	Fluctuation Value [%]				Input Voltage AC85V	Input Voltage AC100V	Input Voltage AC240V	Input Voltage AC264V	-5	0.48	0.48	0.48	0.48	25	0.12	0.12	0.12	0.12	45	0.36	0.36	0.36	0.36	55 ⁽¹⁾	0.52	0.52	0.52	0.52	65 ⁽²⁾	0.70	0.70	0.70	0.70
Temperature (°C)	AC85V	AC100V	AC240V	AC264V																																																																																																
-5	0.48	0.48	0.48	0.48																																																																																																
25	0.12	0.12	0.12	0.12																																																																																																
45	0.36	0.36	0.36	0.36																																																																																																
55 ⁽¹⁾	0.52	0.52	0.52	0.52																																																																																																
65 ⁽²⁾	0.70	0.70	0.70	0.70																																																																																																
Temperature (°C)	Output Voltage [V]																																																																																																			
	Input Voltage AC85V	Input Voltage AC100V	Input Voltage AC240V	Input Voltage AC264V																																																																																																
-5	3.316	3.316	3.316	3.316																																																																																																
25	3.304	3.304	3.304	3.304																																																																																																
45	3.312	3.312	3.312	3.312																																																																																																
55 ⁽¹⁾	3.317	3.317	3.317	3.317																																																																																																
65 ⁽²⁾	3.323	3.323	3.323	3.323																																																																																																
Temperature (°C)	Fluctuation Value [%]																																																																																																			
	Input Voltage AC85V	Input Voltage AC100V	Input Voltage AC240V	Input Voltage AC264V																																																																																																
-5	0.48	0.48	0.48	0.48																																																																																																
25	0.12	0.12	0.12	0.12																																																																																																
45	0.36	0.36	0.36	0.36																																																																																																
55 ⁽¹⁾	0.52	0.52	0.52	0.52																																																																																																
65 ⁽²⁾	0.70	0.70	0.70	0.70																																																																																																

Model	PCSA-470P-X2S																																							
Item	Ambient Temperature Drift																																							
V3: 12V 6A																																								
<table border="1" style="margin-left: auto; margin-right: auto;"> <thead> <tr> <th colspan="5">at AC Input</th> </tr> <tr> <th rowspan="2">Temperature ()</th> <th colspan="4">Output Voltage [V]</th> </tr> <tr> <th>Input Voltage AC85V</th> <th>Input Voltage AC100V</th> <th>Input Voltage AC240V</th> <th>Input Voltage AC264V</th> </tr> </thead> <tbody> <tr> <td>-5</td> <td>11.862</td> <td>11.862</td> <td>11.862</td> <td>11.862</td> </tr> <tr> <td>25</td> <td>11.825</td> <td>11.825</td> <td>11.825</td> <td>11.825</td> </tr> <tr> <td>45</td> <td>11.800</td> <td>11.800</td> <td>11.800</td> <td>11.800</td> </tr> <tr> <td>55⁽¹⁾</td> <td>11.797</td> <td>11.797</td> <td>11.797</td> <td>11.797</td> </tr> <tr> <td>65⁽²⁾</td> <td>11.797</td> <td>11.797</td> <td>11.797</td> <td>11.797</td> </tr> </tbody> </table>		at AC Input					Temperature ()	Output Voltage [V]				Input Voltage AC85V	Input Voltage AC100V	Input Voltage AC240V	Input Voltage AC264V	-5	11.862	11.862	11.862	11.862	25	11.825	11.825	11.825	11.825	45	11.800	11.800	11.800	11.800	55 ⁽¹⁾	11.797	11.797	11.797	11.797	65 ⁽²⁾	11.797	11.797	11.797	11.797
at AC Input																																								
Temperature ()	Output Voltage [V]																																							
	Input Voltage AC85V	Input Voltage AC100V	Input Voltage AC240V	Input Voltage AC264V																																				
-5	11.862	11.862	11.862	11.862																																				
25	11.825	11.825	11.825	11.825																																				
45	11.800	11.800	11.800	11.800																																				
55 ⁽¹⁾	11.797	11.797	11.797	11.797																																				
65 ⁽²⁾	11.797	11.797	11.797	11.797																																				
<table border="1" style="margin-left: auto; margin-right: auto;"> <thead> <tr> <th colspan="5">Fluctuation Value [%]</th> </tr> <tr> <th rowspan="2">Temperature ()</th> <th>Input Voltage AC85V</th> <th>Input Voltage AC100V</th> <th>Input Voltage AC240V</th> <th>Input Voltage AC264V</th> </tr> </thead> <tbody> <tr> <td>-5</td> <td>-1.15</td> <td>-1.15</td> <td>-1.15</td> <td>-1.15</td> </tr> <tr> <td>25</td> <td>-1.46</td> <td>-1.46</td> <td>-1.46</td> <td>-1.46</td> </tr> <tr> <td>45</td> <td>-1.67</td> <td>-1.67</td> <td>-1.67</td> <td>-1.67</td> </tr> <tr> <td>55⁽¹⁾</td> <td>-1.69</td> <td>-1.69</td> <td>-1.69</td> <td>-1.69</td> </tr> <tr> <td>65⁽²⁾</td> <td>-1.69</td> <td>-1.69</td> <td>-1.69</td> <td>-1.69</td> </tr> </tbody> </table>		Fluctuation Value [%]					Temperature ()	Input Voltage AC85V	Input Voltage AC100V	Input Voltage AC240V	Input Voltage AC264V	-5	-1.15	-1.15	-1.15	-1.15	25	-1.46	-1.46	-1.46	-1.46	45	-1.67	-1.67	-1.67	-1.67	55 ⁽¹⁾	-1.69	-1.69	-1.69	-1.69	65 ⁽²⁾	-1.69	-1.69	-1.69	-1.69				
Fluctuation Value [%]																																								
Temperature ()	Input Voltage AC85V	Input Voltage AC100V	Input Voltage AC240V	Input Voltage AC264V																																				
	-5	-1.15	-1.15	-1.15	-1.15																																			
25	-1.46	-1.46	-1.46	-1.46																																				
45	-1.67	-1.67	-1.67	-1.67																																				
55 ⁽¹⁾	-1.69	-1.69	-1.69	-1.69																																				
65 ⁽²⁾	-1.69	-1.69	-1.69	-1.69																																				
<p>(1) 90% of Rated Load (2) 80% of Rated Load</p>																																								
V4: -12V 0.3A																																								
<table border="1" style="margin-left: auto; margin-right: auto;"> <thead> <tr> <th colspan="5">at AC Input</th> </tr> <tr> <th rowspan="2">Temperature ()</th> <th colspan="4">Output Voltage [V]</th> </tr> <tr> <th>Input Voltage AC85V</th> <th>Input Voltage AC100V</th> <th>Input Voltage AC240V</th> <th>Input Voltage AC264V</th> </tr> </thead> <tbody> <tr> <td>-5</td> <td>-12.080</td> <td>-12.080</td> <td>-12.080</td> <td>-12.080</td> </tr> <tr> <td>25</td> <td>-12.092</td> <td>-12.092</td> <td>-12.092</td> <td>-12.092</td> </tr> <tr> <td>45</td> <td>-12.104</td> <td>-12.104</td> <td>-12.104</td> <td>-12.104</td> </tr> <tr> <td>55⁽¹⁾</td> <td>-12.100</td> <td>-12.100</td> <td>-12.100</td> <td>-12.100</td> </tr> <tr> <td>65⁽²⁾</td> <td>-12.095</td> <td>-12.095</td> <td>-12.095</td> <td>-12.095</td> </tr> </tbody> </table>		at AC Input					Temperature ()	Output Voltage [V]				Input Voltage AC85V	Input Voltage AC100V	Input Voltage AC240V	Input Voltage AC264V	-5	-12.080	-12.080	-12.080	-12.080	25	-12.092	-12.092	-12.092	-12.092	45	-12.104	-12.104	-12.104	-12.104	55 ⁽¹⁾	-12.100	-12.100	-12.100	-12.100	65 ⁽²⁾	-12.095	-12.095	-12.095	-12.095
at AC Input																																								
Temperature ()	Output Voltage [V]																																							
	Input Voltage AC85V	Input Voltage AC100V	Input Voltage AC240V	Input Voltage AC264V																																				
-5	-12.080	-12.080	-12.080	-12.080																																				
25	-12.092	-12.092	-12.092	-12.092																																				
45	-12.104	-12.104	-12.104	-12.104																																				
55 ⁽¹⁾	-12.100	-12.100	-12.100	-12.100																																				
65 ⁽²⁾	-12.095	-12.095	-12.095	-12.095																																				
<table border="1" style="margin-left: auto; margin-right: auto;"> <thead> <tr> <th colspan="5">Fluctuation Value [%]</th> </tr> <tr> <th rowspan="2">Temperature ()</th> <th>Input Voltage AC85V</th> <th>Input Voltage AC100V</th> <th>Input Voltage AC240V</th> <th>Input Voltage AC264V</th> </tr> </thead> <tbody> <tr> <td>-5</td> <td>0.67</td> <td>0.67</td> <td>0.67</td> <td>0.67</td> </tr> <tr> <td>25</td> <td>0.77</td> <td>0.77</td> <td>0.77</td> <td>0.77</td> </tr> <tr> <td>45</td> <td>0.87</td> <td>0.87</td> <td>0.87</td> <td>0.87</td> </tr> <tr> <td>55⁽¹⁾</td> <td>0.83</td> <td>0.83</td> <td>0.83</td> <td>0.83</td> </tr> <tr> <td>65⁽²⁾</td> <td>0.79</td> <td>0.79</td> <td>0.79</td> <td>0.79</td> </tr> </tbody> </table>		Fluctuation Value [%]					Temperature ()	Input Voltage AC85V	Input Voltage AC100V	Input Voltage AC240V	Input Voltage AC264V	-5	0.67	0.67	0.67	0.67	25	0.77	0.77	0.77	0.77	45	0.87	0.87	0.87	0.87	55 ⁽¹⁾	0.83	0.83	0.83	0.83	65 ⁽²⁾	0.79	0.79	0.79	0.79				
Fluctuation Value [%]																																								
Temperature ()	Input Voltage AC85V	Input Voltage AC100V	Input Voltage AC240V	Input Voltage AC264V																																				
	-5	0.67	0.67	0.67	0.67																																			
25	0.77	0.77	0.77	0.77																																				
45	0.87	0.87	0.87	0.87																																				
55 ⁽¹⁾	0.83	0.83	0.83	0.83																																				
65 ⁽²⁾	0.79	0.79	0.79	0.79																																				
<p>(1) 90% of Rated Load (2) 80% of Rated Load</p>																																								

Model	PCSF-200P-X2S																																																																					
Item	Ambient Temperature Drift																																																																					
V5:5Vs 1A <p>Legend:</p> <ul style="list-style-type: none"> AC85V (Blue square) AC100V (Magenta diamond) AC240V (Red triangle) AC264V (Green circle) 		<p style="text-align: center;">at AC Input</p> <table border="1"> <thead> <tr> <th rowspan="2">Temperature ()</th> <th colspan="4">Output Voltage [V]</th> </tr> <tr> <th>Input Voltage AC85V</th> <th>Input Voltage AC100V</th> <th>Input Voltage AC240V</th> <th>Input Voltage AC264V</th> </tr> </thead> <tbody> <tr> <td>-5</td> <td>4.920</td> <td>4.920</td> <td>4.920</td> <td>4.920</td> </tr> <tr> <td>25</td> <td>4.910</td> <td>4.910</td> <td>4.910</td> <td>4.910</td> </tr> <tr> <td>45</td> <td>4.897</td> <td>4.897</td> <td>4.897</td> <td>4.897</td> </tr> <tr> <td>55⁽¹⁾</td> <td>4.898</td> <td>4.898</td> <td>4.898</td> <td>4.898</td> </tr> <tr> <td>65⁽²⁾</td> <td>4.904</td> <td>4.904</td> <td>4.904</td> <td>4.904</td> </tr> </tbody> </table> <table border="1"> <thead> <tr> <th rowspan="2">Temperature ()</th> <th colspan="4">Fluctuation Value [%]</th> </tr> <tr> <th>Input Voltage AC85V</th> <th>Input Voltage AC100V</th> <th>Input Voltage AC240V</th> <th>Input Voltage AC264V</th> </tr> </thead> <tbody> <tr> <td>-5</td> <td>-1.60</td> <td>-1.60</td> <td>-1.60</td> <td>-1.60</td> </tr> <tr> <td>25</td> <td>-1.80</td> <td>-1.80</td> <td>-1.80</td> <td>-1.80</td> </tr> <tr> <td>45</td> <td>-2.06</td> <td>-2.06</td> <td>-2.06</td> <td>-2.06</td> </tr> <tr> <td>55⁽¹⁾</td> <td>-2.04</td> <td>-2.04</td> <td>-2.04</td> <td>-2.04</td> </tr> <tr> <td>65⁽²⁾</td> <td>-1.92</td> <td>-1.92</td> <td>-1.92</td> <td>-1.92</td> </tr> </tbody> </table> <p>(1) 90% of Rated Load (2) 80% of Rated Load</p>	Temperature ()	Output Voltage [V]				Input Voltage AC85V	Input Voltage AC100V	Input Voltage AC240V	Input Voltage AC264V	-5	4.920	4.920	4.920	4.920	25	4.910	4.910	4.910	4.910	45	4.897	4.897	4.897	4.897	55 ⁽¹⁾	4.898	4.898	4.898	4.898	65 ⁽²⁾	4.904	4.904	4.904	4.904	Temperature ()	Fluctuation Value [%]				Input Voltage AC85V	Input Voltage AC100V	Input Voltage AC240V	Input Voltage AC264V	-5	-1.60	-1.60	-1.60	-1.60	25	-1.80	-1.80	-1.80	-1.80	45	-2.06	-2.06	-2.06	-2.06	55 ⁽¹⁾	-2.04	-2.04	-2.04	-2.04	65 ⁽²⁾	-1.92	-1.92	-1.92	-1.92
Temperature ()	Output Voltage [V]																																																																					
	Input Voltage AC85V	Input Voltage AC100V	Input Voltage AC240V	Input Voltage AC264V																																																																		
-5	4.920	4.920	4.920	4.920																																																																		
25	4.910	4.910	4.910	4.910																																																																		
45	4.897	4.897	4.897	4.897																																																																		
55 ⁽¹⁾	4.898	4.898	4.898	4.898																																																																		
65 ⁽²⁾	4.904	4.904	4.904	4.904																																																																		
Temperature ()	Fluctuation Value [%]																																																																					
	Input Voltage AC85V	Input Voltage AC100V	Input Voltage AC240V	Input Voltage AC264V																																																																		
-5	-1.60	-1.60	-1.60	-1.60																																																																		
25	-1.80	-1.80	-1.80	-1.80																																																																		
45	-2.06	-2.06	-2.06	-2.06																																																																		
55 ⁽¹⁾	-2.04	-2.04	-2.04	-2.04																																																																		
65 ⁽²⁾	-1.92	-1.92	-1.92	-1.92																																																																		

Model	PCSF-200P-X2S
Item	Harmonic Current

Measuring Instrument : MP701(Keisoku Giken)

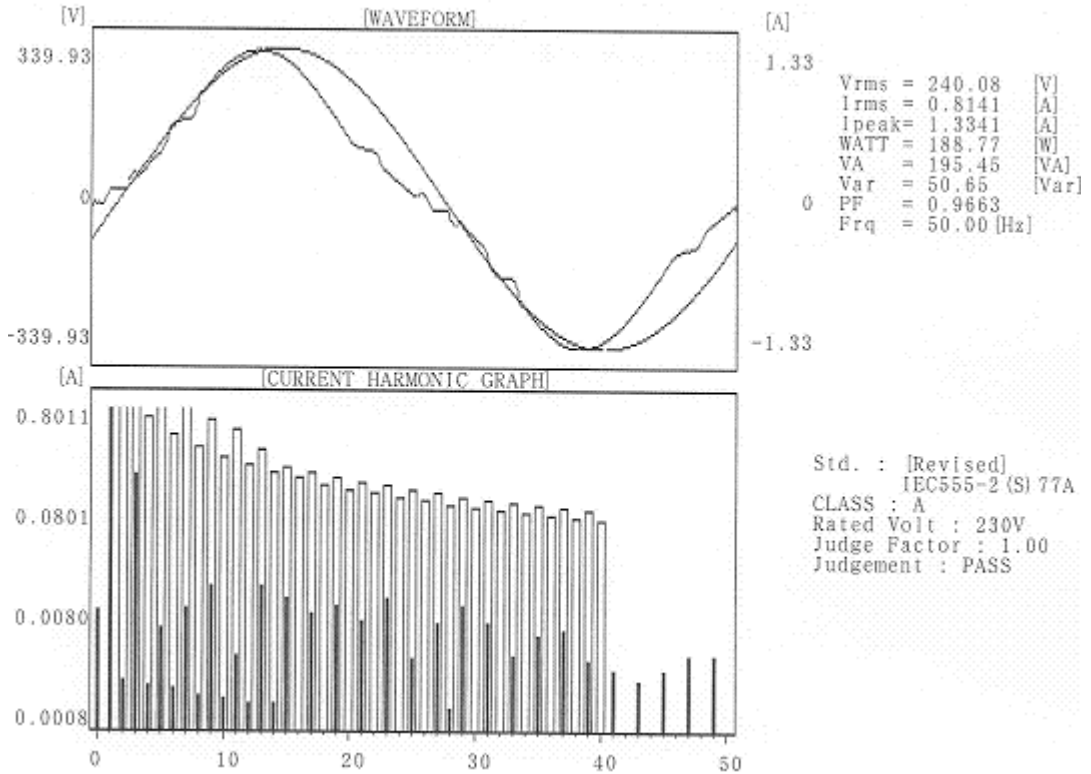


[CURRENT HARMONIC DATA]

No	(A)	No	(A)	No	(A)	No	(A)
00	0.0047	13	0.0272	26	0.0008	39	0.0066
01	1.9764	14	0.0009	27	0.0103	40	0.0004
02	0.0015	15	0.0155	28	0.0007	41	0.0063
03	0.1249	16	0.0008	29	0.0088	42	0.0000
04	0.0009	17	0.0098	30	0.0005	43	0.0056
05	0.0829	18	0.0004	31	0.0065	44	0.0002
06	0.0002	19	0.0080	32	0.0002	45	0.0047
07	0.1036	20	0.0002	33	0.0050	46	0.0004
08	0.0000	21	0.0091	34	0.0004	47	0.0043
09	0.0775	22	0.0007	35	0.0048	48	0.0007
10	0.0006	23	0.0104	36	0.0007	49	0.0046
11	0.0478	24	0.0008	37	0.0062		
12	0.0010	25	0.0108	38	0.0004		

Model	PCSF-200P-X2S
Item	Harmonic Current

Measuring Instrument : MP701(Keisoku Giken)



[CURRENT HARMONIC DATA]

No	(A)	No	(A)	No	(A)	No	(A)
00	0.0073	13	0.0124	26	0.0006	39	0.0024
01	0.8011	14	0.0009	27	0.0053	40	0.0002
02	0.0015	15	0.0090	28	0.0008	41	0.0019
03	0.1341	16	0.0004	29	0.0078	42	0.0002
04	0.0014	17	0.0065	30	0.0000	43	0.0015
05	0.0049	18	0.0007	31	0.0053	44	0.0000
06	0.0013	19	0.0080	32	0.0000	45	0.0019
07	0.0075	20	0.0006	33	0.0027	46	0.0006
08	0.0011	21	0.0056	34	0.0000	47	0.0027
09	0.0124	22	0.0006	35	0.0040	48	0.0006
10	0.0010	23	0.0092	36	0.0000	49	0.0027
11	0.0027	24	0.0000	37	0.0045		
12	0.0009	25	0.0025	38	0.0000		

Model	PCSF-200P-X2S
Item	Leakage Current Test

Temperature Room Temperature
 Input AC100V, 240V
 Load Rated Load , Minimum Load

Input Voltage (V)	at Rated Load (mA)	at Minimum Load (mA)
100V	0.38	0.36
240V	0.87	0.86

Measuring Instrument : YEW.TYPE3226 Applicable Products (Range : 1K)

Model	PCSF-200P-X2S
Item	Line Noise Tolerance

Temperature	Room Temperature
Input	AC100V,60Hz
Load	Rated Load
Noise Impressed Voltage	± 2000V
Repeat Cycle	10 ~ 35ms
Pulse Width	100,1000ns

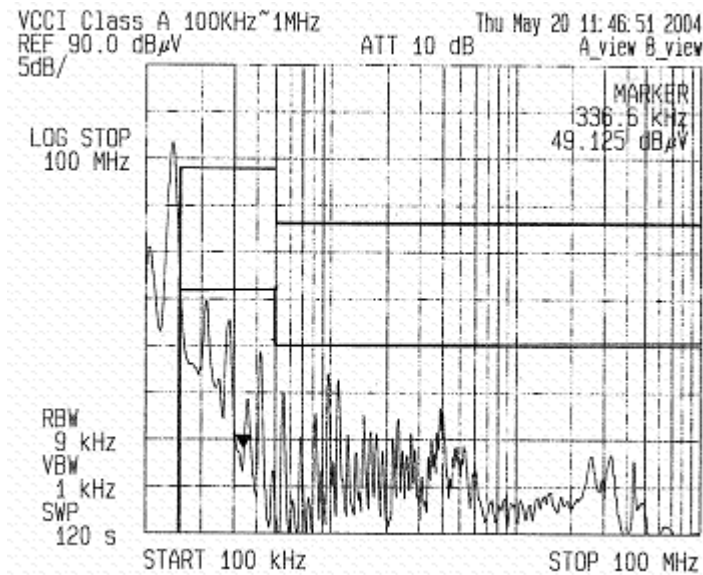
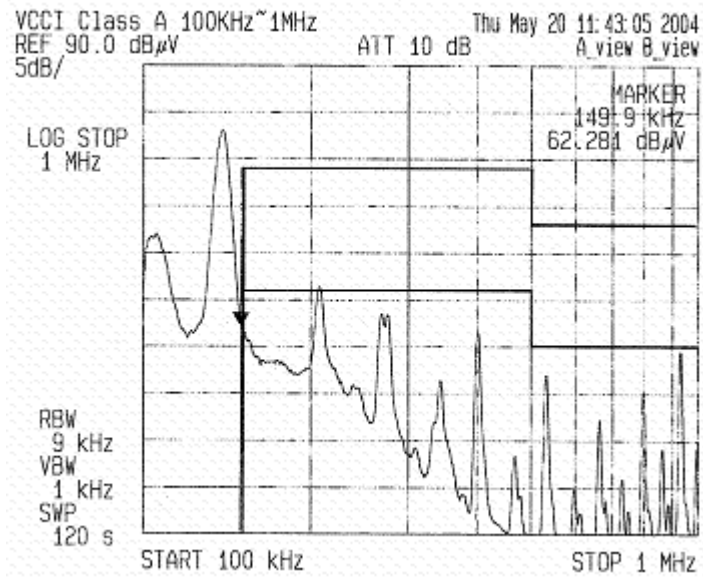
Normal	Pulse Impressed Mode			
	100ns		1000ns	
	Polarity +	Polarity -	Polarity +	Polarity -
Common R Phase	Pulse Impressed Mode			
	100ns		1000ns	
	Polarity +	Polarity -	Polarity +	Polarity -
Common S Phase	Pulse Impressed Mode			
	100ns		1000ns	
	Polarity +	Polarity -	Polarity +	Polarity -

- No Trouble
- Faulty Operation of Over-Voltage and so on
- × Power Supply Breakdown

Measuring Instrument : INS420 (Noise Laboratory Co.,Ltd.)

Model	PCSF-200P-X2S
Item	Conduction Emission

Temperature Room Temperature
 Input AC100V
 Load Rated Load
 Measuring Point L-FG
 Measuring Instrument R3261A (Advantest)



Model	PCSF-200P-X2S
Item	Conduction Emission

Temperature Room Temperature
 Input AC240V
 Load Rated Load
 Measuring Point L-FG
 Measuring Instrument R3261A (Advantest)

